

Triangle Chapter Newsletter



Mike Petersen with 1952 Chevy always inspecting!



November 2022

Issue 11

News Summary

(See the stories in the matching sections below.)

1. Events Calendar – Next Triangle Meeting November 20, 2022
2. President's Message - See Mike Hess' November message.
3. Editor's Observations and Notes – Randy Rant's.
4. Acknowledgements, Announcements and Thank you
5. Worthy Car Events – Send in your submittals!
6. Meeting Notes – October Meeting Minutes –
7. Membership Efforts!
8. Our night with the Stars
9. Tail lights and other gadgets
10. Triangle Chapter Officers - 2022
11. Website and Facebook Pages
12. Triangle Chapter 2023 Membership Application Dues Form
13. NC Region 2023 Event Schedule
14. Tip of the Month
15. Accelerator pump tech lesson
16. Stress Free Speedometer Oiler Installation
17. The Parting Shot

1. Events Calendar

Triangle 2022 Events Calendar: **NOTE LOCATION OF THIS MEETING**

SEE MAP AND DIRECTIONS END OF NEWSLETTER

The Village Grill will be the location of fall meetings in September, October, and November. Food is very good and reasonably priced. Good selection!

Event: General Meeting of the Triangle Chapter of AACA

Meeting Date: SUNDAY November 20, 2022

Meeting Location: The Village Grill in Lafayette Village – 8470 Honeycutt Road (1.5 miles south of I-540 on Falls of Neuse Rd and Honeycutt Rd. Faces the intersection and has a grassy area in front)

Zoom link: The board has discontinued the Zoom link on regular meetings going forward.

Please plan on attending in person.

Event Schedule: NOTE IS POSSIBLE THAT PRESENTATION AND BUSINESS TIME SLOTS MAY SWITCH.

3:00pm to 4:00pm: Late Lunch and social time

4:00pm to 4:30pm: Presentation – *Ronald Sieber will recount parts of his 10-year journey in discovering what the American term "speedster" means, when it first appeared in American vernacular, and how automobile companies have used the term over the years to market their products with great success. The span of speedsterism ranges from 1905-1960 and even into modern times, with no signs yet of dying out. Sieber wrote a book about the speedster phenomenon called Classic Speedsters.*

Sieber will have copies of his book at the meeting; they are available for purchase for \$80. It's a great read; don't forget that the Holiday season is approaching! The presentation will last about 30 minutes.

4:30pm to 4:45pm: Chapter Business meeting – discussion and Elections of 2023 officers.

4:45pm to 5:00pm: General Meeting wrap-up and adjournment

Please send any photos to Dan Fuccella in advance and he will prepare them for presentation.

NC Region 2022 Calendar Events Planned – See below

AACA National Events Calendar – **UPDATED LINK!**

The AACA National Shows are scheduled for 2022. The 2022 events are listed on the AACA Website at:

<https://aaca.org/events/category/aaca-national-calendar/>

2. President's Message

By Mike Hess

The Chick-fil-A display rapidly approaching and hope you are able to make it.

The weather has been unusually warm for this time of the year so I hope it will be a good day.

The Holiday party is on December 4. The activities committee is actively working on the details. Look for a flyer about this final chapter activity of the year.

I hope the weather will continue to be unusually warm so maybe I can hit one more Cars and Coffee or cruise-in before winter. I have one major car project planned for this winter. The odometer stopped working on the Corvette some time ago. So that means doing the most unpleasant task of getting in and under the dash and removing the dash cluster. This is a common problem. After 50+ years, the plastic gears simply fall apart. The replacement parts are metal.

I want to share a very emotional experience Kimberley and I had last month. Back in early spring 2021, my neighbor and friend Bob Jackson passed away in his sleep. He was one year older than me. He would from time to time talk about a 1950's race car that was raced in the Indy 500. He had it stored in boxes in his garage. He wanted to restore it but just was not getting around to it. He knew it would take a lot of money and time to do it. Judy, Bobs widow asked me if I knew of anybody that would be interested in Bobs old race car. I did not, but as fate would have it, the next Triangle chapter meeting presentation was about appraisal, consulting and brokering vintage automobiles. Jonathan Sierakowski did the presentation and I asked him if he could find a buyer for Bobs race car. Within a month, a buyer was found and soon Bobs race car was shipped off to the Northwest. Judy was relieved and she knew Bob would have been happy with the result.

Bob was a decorated Vietnam veteran with several medals. In fact, CBS did a documentary in 1970 called "The World of Charlie Company". Bob was in that unit and on camera read a poem he wrote about what it was like fighting in the jungles of South Vietnam. I am sure I watched that documentary back then. It can be found on the internet to watch.

Judy did some inquiring to see if Bob qualified for burial in Arlington National Cemetery. He did, but it could not be scheduled until October 2022. Judy invited Kimberley and I to attend the ceremony. It was an experience I will never forget. The 21-gun salute, followed by Taps and presenting the folded flag to Judy "On behalf of a grateful nation..." I had to wipe the tears from my eyes. <https://www.dailymotion.com/video/x13xyo1> (Link to video, sorry commercials)

Happy Thanksgiving,

Mike



Bob's Funeral Presentation



21-gun salute Honor Guard

3. Editor's Observations and Notes – Randy's Rants

By Randy N Robertson

1. Fall is upon us. Hope you sent your clocks back. See all at Chick-Fil-A on Saturday the 12th!
2. Look over the upcoming events for the Triangle Chapter, the NC Region, and AACA National.
3. Well, a little progress on the 53'. The DOT inspected it for proper titling. The original VIN tag in the driver's door is so shiny the inspector needed to verify it was not a duplicate. Rest assured this car has been in the family since my Great Grandmother bought it off the showroom floor. Starting to see a little work load ease in the spring & hope to have some time to devote to getting her on the road again! The car will be named in her memory. "Mom-Mom T" or "Miss Alice" are my short list.
4. Thanks for the responses, suggestions, pictures and articles. Could use some more Parting Shots, Articles & Car of the Month suggestions.
5. Mike's message is very touching and reminds us to be Thankful and generous in our time here.
6. Please contact me with anything you want published. rnewr2017@gmail.com

4. Acknowledgements, Announcements & Thank You

As Reported by Jack Agayoff

Our annual Chick-fil-A Display is coming up Saturday **November 12**. from 9:30 to 3 at the Capital Crossings Chick-fil-A on Capital Blvd.

Parking for the display has returned to the usual place along the north side of the building (but not where the drive thru lanes are). Chick-fil-A once again will be providing up to 2 chicken sandwiches per vehicle.

This is usually the last car participation event of the year. Remember this is a "no show, no shine" event.

Don't even bother to dust the car off. Just come and hang out with your friends.

Hope to see you all there.

Please **RSVP to 919-846-8570** or gijack98@yahoo.com to give me an idea who is coming and with what car.

As reported by Andrea Irby

Happy Day after the Red-Carpet event:)

Thank you all so much for doing this. It was quite different from anything we have done before and a fun experience. Many thanks to each of you for bringing your cars, dealing with the traffic, and the unknown and dressing up! We were quite the dapper group!

If you have any pictures you would like to share, please reply to all. I would like to put some up on our Facebook page and I imagine the Buick folks would too. I am copying Randy Robertson and Mike Sumrell so that they can see any pictures that they may want to use in their newsletters.

Blessed to have great friends who also have great cars!

Sincerely,
Andrea and Grace

As Reported by Denny Oestreich

Gentlemen,

Thank you so much for sharing your time and your cars with my class today. I cannot tell you how much they all enjoyed it! It's been buzzing at school all day!

Mike, thank you for your presentation. I'm sorry those two slides did not come through, but I know they really appreciated all of the interesting information.

Here are the photos that I

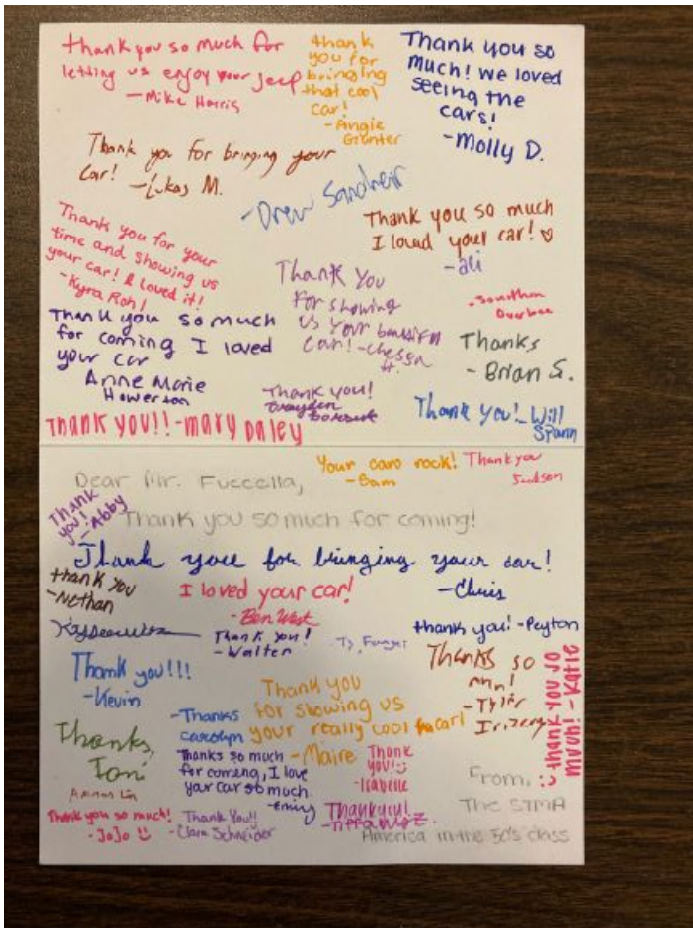
took: https://drive.google.com/drive/folders/1QuFwC8OOVASyKkSMYzoD_RMKHrxONw2H?usp=sharing

Lastly, if you feel comfortable doing so, could you please give me your mailing addresses?

Thanks again and happy fall!

Kate Kirkpatrick

Instructor in Humanities and Agricultural Arts



Thank you note from student to Dan F

As reported by Courtney Johnston

Hi All,

Wanted to send a reminder of some upcoming events involving classic cars.

THESE ARE PAST TENSE, HOPE COURTNEY AND ALL ENJOYED

Oct 29th (Sat) is the Oxford military show at their airport, 6514 Airport Rd, Oxford, with military vehicles, a pre-war car (Harlow), and several reenactors portraying different eras and nationalities over the last 150 years. A great smaller event, well supported by the reenactor community.

An easy drive-up Creedmoor Rd, only about an hour from Raleigh, and ½ hour from Dean's house.

Nov. 4th (Friday) is the NC State Homecoming Parade. I believe the TBC provides rides for this event, but have not received any real information.

Harlow plans to attend. Come join us.

Nov 5th (Sat.) Raleigh Veteran's Day Parade. The City of Raleigh has authorized the Veteran's Day Parade for this year. Come out and show your support of this patriotic parade, to show City Officials that Raleigh should continue their Veteran's Day Parade. Willie & Courtney will be there with NCMVPA.

Hope to see you there.

Courtney, Harlow & Willie

As reported by Courtney Johnston via Mike Sumrell

Looks like one more chance to this year for the Corn Grinding.

Yates Mill County Park is at 4620 Lake Wheeler Rd, just outside the beltline and Tryon Road.

It's a nice ride and there are several ways to get there without driving on interstates.

Yates Mill is one of the earliest landmarks of Raleigh, and is a beautiful setting, so bring your camera.

The walk around the park is short and good exercise also.

Looks like tours will be offered on the 3rd Saturday of October and November

<https://www.wakegov.com/departments-government/parks-recreation-open-space/all-parks-trails/historic-yates-mill-county-park/historic-yates-mill-programs-events/historic-yates-mill-historic-mill-tours>

As reported by Helen DiPietro- CONTINUED PUBLISHING TO ALLOW FURTHER INPUT

There is a gaining interest in allowing the placement of the “Business Card” ads in Newsletter and Facebook.

Responses so far are positive and Helen is working on the details for the near future.

Stay tuned for updates.

Early Ideas include:

Various price levels i.e.

1. Newsletter
2. Newsletter + Facebook
3. Newsletter + Facebook + Regional Newsletter
4. Newsletter + Facebook + Regional Newsletter + Car Show
5. Newsletter + Facebook + Regional Newsletter + Car Show + Car Show Sponsor

As reported by Andrea Irby- CONTINUED PUBLISHING TO ALLOW FURTHER INPUT

Andrea is involved with helping to revitalize the Town of Weldon, NC. This is an exciting opportunity for her as one of four founders.

As result she found that she has so much on her plate, that finding time to keep it all up will soon result in somethings suffering.

Prior to the end of the year, she would like to be replaced as the Facebook & Instagram Social Media guru.

Andrea recognizes the importance of maintaining a Social Media presence, especially with one of primary goals of recruiting and relating to younger members.

She is working on a plan and strategy to make the transition as smooth as possible.

Please consider stepping up this important position.

Andrea will work with you or even a pair of you to help kick it off.

As reported by Randy N Robertson

All future submittals to the Newsletter must be include a written statement that the images or article is owned by “_____” and their express permission is given to use in the AACA Triangle Chapter newsletters, Website, Facebook, Instagram and all other social media. This permission is perpetual but may be revoked with written notice. Thanks for your cooperation.

5. Worthy Car Events – Send me your submittals

November 12, 2022 – Triangle Chapter Chick-Fil-A cruise in.

May 20, 2023 – Triangle Chapter presents 2023 NC Region Spring Meet

See section below for additional upcoming regional shows!



6. Triangle Chapter Meeting Notes 10-18-2022

As reported by Dean Tryon

Action Items -- These items need [your response](#) if you are interested. More details in the newsletter.

1. Nov 12 – Chick fil-A display on Capital Blvd. **Jack Agayoff** organizing.
2. Dec 4 – Annual **Christmas party**. **Jean Soehnlein** organizing.
3. Jan 13-14 - Region annual meeting at the Ramada Inn in Raleigh.

Meeting Agenda Items:

1. The meeting was attended by 24 people for the meal plus 6 for the meeting at the **Village Grill** in N Raleigh.
2. Ken Powell reported the **membership** is at 83 families and the **treasury** is at \$**redacted**. Most members pay Ken for National, Region and Chapter and he prefers it this way to keep it all straight. If you pay National directly, let Ken know. An email with this info and form was sent out after the meeting.
3. Andrea Irby reported that she has 5 cars for the Oct 20 Raleigh Medal of Arts from AACA and the local Buick Club.
4. The NC Region has accepted our proposal to host the **2023 NC Region** meet in downtown Cary in conjunction with their Wheels on Academy. Since our show is for AACA members only, non-members could be next door at the Cary event. Helen DiPietro has agreed to chair this for us.
5. Officer nominations for 2023 are being developed by **Jim Gill**. The plan is to have a slate in place to vote on at the Nov meeting. Contact Jim if you would like to help and get involved.
6. Dan and Denny described our support of the St. Thomas Academy program of studying the 1950's. Mike Petersen did a short presentation about car design in the 1950's as driven by a variety of industry and world events. The 4 cars present included Dan's 1950 Willy's, Mike Petersen's 1955 Dodge, Denny Oestreich's 1957 Chevy and Dean's 1959 Buick. All gave the students short rides after the program.
7. The various committees gave short reports of their status. Andrea needs help on the communication with the Facebook page info. If you can help her, please let us know. The other committees are beginning to function in support of various chapter activities.
8. The program was a collection of Hershey week memories by several members. Joe Parsons discussed their rainy-day visits to the Classic Auto Mall in Morganton, PA (a former large shopping mall devoted to selling and showing 700 cars). They also visited Hershey World and the new AACA Library next to the show field. Dean described their swap meet spots with a group of friends from NC, VA and Austria. Riley described taking his 1925 Ford T to the show where he received his 1st place award. John Genken (1st time at Hershey) and Bob Gahr also contributed their experiences.

7. Membership Efforts!

- Remember to display those placards
- **THE NOVEMBER 12TH CRUISE IN AT CHICK FILET WILL BE A GREAT OPPORTUNITY TO DISPLAY THESE PLACARDS.**

Membership is a Bargain at \$70.00 per year!

The Triangle Chapter Board approved a Lifetime Membership availability of \$200.00 for the Triangle Chapter.

Ken Powell reports that couple members have opted for the new lifetime membership

Recruitment effort suggestions are welcome!

Many Thanks to Ken Powell for single handedly update the Member Renewal form in Section 12.

Ken's instructions are as follows:

Greetings! It is that time of the year again for paying your 2023 dues. I took the liberty of updating the form so that there is a lot less to fill out and hopefully it is clearer for you.

A couple of instructions-

Please return the complete renewal sheet along with your check. I do save them, believe it or not, and if they are all the same size, all the better. This year, you only have to fill in information that you want changed in the directory. Leave it blank if happy with what you see listed in the directory. Oh, and no more signature line- why did we have that anyway? After 16 years in the Chapter I still don't know.

My preference is that you pay for all three organizations (National, Region and Chapter) in one check for \$70 payable to Triangle Chapter AACA and I will divide and forward it to the other groups. Of course, your preference is fine if you want to pay them directly. My address is on the attached dues info form. I send the latest renewals to National and Region every other Friday through the fall. That gives National plenty of time to update their records before 2023 event registrations are due.

Next year we hope to further simplify payment and will work on an additional means to pay the dues besides a check in the mail.

One last thing- Technically, **dues are due by December 31st 2022**. Last year almost a third of you were late. I know the holidays bring a lot of distractions and it is easy to forget. Whatever trick helps you remember- pay now, calendar reminder, me nagging you (I'm trying to stop that one!), the newsletter, etc.

I'm looking forward to a busy new year- we will organize the Region show as well as try some new events for our Chapter members. I hope you will join us. Best regards, Ken

Ken Powell
(919) 638-0756
kgp8888@gmail.com

8. Our night with the Stars

As reported by Andrea Irby

YOU HAVE TO SEE THESE PICTURES! Some of them are really amazing, especially the black-and-white photos in the second group. All are available for use provided the photographer is credited in the manner listed below. SOOO COOOL.

Andrea

Hello everyone! Here is a [shareable dropbox link](#) with images categorized by photographer. **Photographers must be credited in this way:**

Photography by Chris Facey (Instagram: @coco.butter.shutter)

Photography by Willa Stein (Instagram: @willasteinphotography)

Of course, feel free to love up on @sonicpieproductions (Instagram) and @sonicpieNC (Twitter), too.

Thank you

Tess

--

Tess Mangum

Founder & CEO | [Sonic Pie Productions](#)

[Facebook](#) | [Twitter](#) | [Pinterest](#) | [Instagram](#)

Here is a sampling of the photos, be sure to check out the link!



Our Group look super sharp. Image by Dan Fuccella



Photography by Chris Facey (Instagram: @coco.butter.shutter)



Photography by Chris Facey (Instagram: [@coco.butter.shutter](#))



Photography by Chris Facey (Instagram: [@coco.butter.shutter](https://www.instagram.com/coco.butter.shutter))



Photography by Willa Stein (Instagram: [@willasteinphotography](https://www.instagram.com/willasteinphotography))



Photography by Willa Stein (Instagram: [@willasteinphotography](https://www.instagram.com/willasteinphotography))



Photography by Willa Stein (Instagram: @willasteinphotography)

9. Tail Lights and Other Gadgets

As reported by Joe Parsons

A Pictorial



Prewar according to vendor Very unusual lights





Stop turning right and or left, another very unusual light





A very rare prewar accessory for pumping up tires via the engine running its compression. You would insert the little piece in box on left side into the spark plug hole and then attach the hose, once connected you would use the engine compression to inflate the tires. Vendor wanted \$ 800 for this box



10. 2022 Triangle Chapter Officers

Officers

President – Mike Hess (916-201-3973)
Vice President - Dan Fuccella (919-349-5911)
Treasurer – Ken Powell (919-638-0756)
Region News Correspondent – Denny Oestreich (919-846-8163)
Ex-Officio – Jim Gill (919-363-2616)

Board of Directors

2022-2023

George Ashley	919-268-5483	gashley1@nc.rr.com
Chet Butcher	919-285-9520	butcher43.cb@gmail.com
Andrea Irby	919-815-1355	andreaIrby55@gmail.com

2020-2022

John DiPietro	919-931-5306	fielddreams@aol.com
Tom Pruett	919-422-4761	tpruett@lanarc.com
Brian Wingler	919-962-9303	bcwingler@bellsouth.net

Committee Chairs

Awards - Jim Gill - (919-363-2616)
Newsletter Editor – Randy N Robertson (919-422-9487)
Webmaster - Denny Oestreich (919-846-8163)
Youth Coordinator - Dan Fuccella (919-349-5911)
Car Show Committee Chair – Open

Officer Elections are slated for November 2022 meeting

11. Website and Facebook Pages

Web Sites

You can see ongoing updates or recent cancellations and reschedules of Triangle and NC Region Activities on our Website or Facebook sites. Both have many more pictures and updates of Triangle activities.

- Triangle Website <https://triangleaaca.org/>
- NC Region Website: <http://www.ncregionaaca.com/region/>

Facebook Pages

Andrea Irby is updating our Triangle Facebook page. Please have a look, “Like” the page and give her suggestions or information for the pages.

- Triangle Facebook: <https://www.facebook.com/TriangleChapterAACA>
- NC Region Facebook: <https://www.facebook.com/NCRegionAACA/>

Instagram Accounts

- NC Region Instagram Account <https://www.instagram.com/nc.regionaaca/>

12. Membership Application Dues Form



2023 MEMBERSHIP DUES RENEWAL

Antique Automobile Club of America
North Carolina Region
Triangle Chapter AACA

First Name _____ Last Name _____

NATIONAL AACA: Annual Dues \$45 *Required for membership in Region and Chapter*

- I have paid my 2023 dues directly to AACA National in Hershey.
 I am a life member of the National AACA

NORTH CAROLINA REGION AACA: Annual dues \$15 *Required for membership in Chapter*

- I have paid my 2022 dues directly to the NC Region
 I am a life member of the NC Region

TRIANGLE CHAPTER: Annual Dues \$10

- I am a life member of the Triangle Chapter

Please Make Checks payable to: TRIANGLE CHAPTER AACA Total Submitted \$_____

Note: Above dues can be combined on a single check and Ken will forward to National and Region

Mail To: Ken Powell
4513 Wood Valley Dr
Raleigh, N.C. 27613

Phone: 919-638-0756
Email: kgp8888@gmail.com

You only need to fill in any information below that is different from your 2022 directory listing

Address _____

City _____ State _____ Zip _____

Spouse's Name: _____ Home Phone # _____

Primary: Email Address: _____ Cell Phone # _____

Secondary: Email Address: _____ Cell Phone # _____

13. NC Region 2023 Calendar Below

NC Region AACA 2023 Event Calendar

Date	Type Meet	Host	City	Notes
------	-----------	------	------	-------

2023 Calendar Coming

14. Tip of the Month



We can all use a little help around the garage or shop!

Here is another opportunity to get your name in print.

Send me those tips!

As Submitted by Randy N Robertson (with a little help from the internet)



Magnetic parts trays secure to any magnetic surface, keeping your hardware, parts, and tools within arm's reach. The magnet also anchors anything metal in the tray, so they're less likely to fall out.

Parts trays come in different shapes and sizes to fit each job. Having a variety of trays on hand will help you stay organized through any project.

Note: Strong magnets have the potential to cause damage to the ECU. For the sake of safety, don't stick magnetic trays to your ECU.

15. Accelerator Pump Tech Lesson

As reported by Dean Tryon

November 5, 2022

Carburetor Technical

Discussion #1



Does anyone know what this part is? You

will quickly if it fails!

One of the most replaced and least understood carburetor is the accelerator pump. When it works, you do not know it. When it fails, the driver knows it quickly due to hard cold starting, poor accelerations, engine stumbling when the throttle is opened and possible on accelerations.

understood

These pumps were used first in the 1930's and have been a critical in carburetors ever since. The assembly on the right consists of (top to stem, a retainer, the duration spring and the pump cup. The part on the you would receive in a rebuild kit and the spring and retainer are moved to the new part.



parts of a exists.

back-firing

component from the left is what from the old

What does it do? When the throttle is opened, the plunger is depressed small, brief stream of gasoline into the venturi area of a carburetor.

and injects a

The problem is basic physics. When the driver opens the throttle quickly, the air responds instantly but the fuel, with greater mass than air, takes a short time to catch up. In this short time (0.5 sec typically), the ratio of air to fuel goes lean (too little fuel) and the engine will run poorly momentarily.

A good analogy would be this syringe. When you fill it with air and press the end, the plunger will push the air out immediately. If you fill it with a liquid, a small stream comes out the small orifice bottom as you depress the plunger. BUT, remember that a liquid is not compressible. What happens if you depress the plunger with much greater your thumb (i.e., your foot)? The liquid fuel cannot compress so the syringe break (i.e., the throttle linkage in the carb).



on the

force than would

The throttle can be opened in as little as 0.1 sec. The accelerator pump shot is longer (0.5 sec typical) to match the time it takes for the fuel to catch up with the extra air during an acceleration.

This is the “why” we need it, now for the “how” it works.

The pump assembly is mounted in the float bowl and the stem is downward as the throttle is opened by the lever shown on the duration spring keeps the pump cup firmly at the bottom of its the throttle is opened slowly, fuel is pushed down, opens the check ball and injects a brief stream of fuel into the air stream as If the throttle is opened faster than fuel can be discharged, the spring collapses allowing the throttle linkage to be fully open.

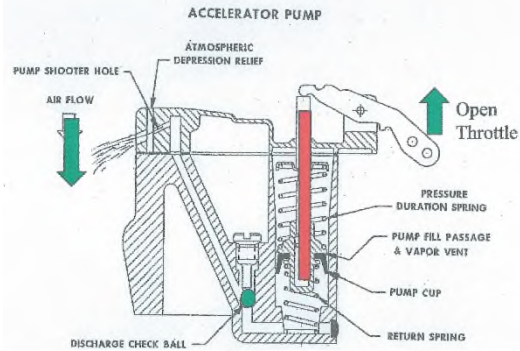
The lower return spring simply assures that the stem stays in the throttle linkage. Some carburetors use a bend at the top to eliminate this spring.

Fuel moves into and out of the pump cavity thru 1 or 2 as shown in illustration. When the throttle closes, the moves up and fuel fills the area below the pump cup with the inlet valve. When the throttle is opened, the inlet ball the outlet or discharge ball opens to allow fuel to be into the air stream near the venturi.

A few carburetors use a diaphragm rather than this The same principles apply however.

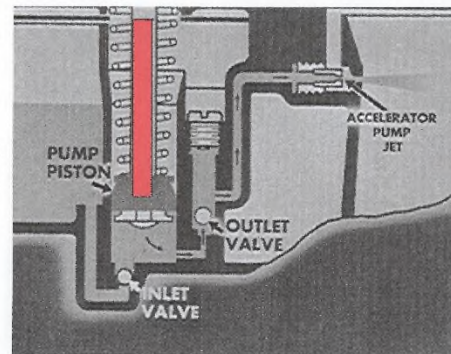
Restoration Tips:

1. The common failure mode of older carburetors with cups is shown in this photo. The pump on the left is old, no longer pliable, and you can see the internal spring keep the leather in contact with the bore. The pump cup is a new leather cup. Leather has been replaced with a viton material that has much better durability in is shown on the right with the black cup.
2. Before taking the carburetor off the car, remove the air with the engine off, open the throttle several times and are brief fuel sprays from the pump into the venturi area. sign of fuel, and if the carburetor bowl is full, most likely failed.
3. Remove the top of the carburetor (air horn) and carefully check balls are located and if they are secured. Some are at the bottom of the pump cavity and retained by the return spring. Do not turn the carburetor upside down to drain the fuel until you have them in-hand. Once they fall onto your garage floor, they are gone forever (been there - done that).
4. Measure the diameter of each check ball; they are not all the same and are not interchangeable.
5. Before reassembling the carburetor, gently, manually press the pump cup into the bowl cavity (can be dry or wet). It should have a smooth light pressure indicating it is sealing.



driven right. The travel. As discharge illustrated. duration

contact with and a clip



check balls assembly fuel thru closes and injected

plunger.



leather pump the leathers is that attempts to with the purple more recently today's fuels. It

cleaner and, observe if there If there is no the pump has

note where the retained by the

16. Stress Free Speedometer Oiler Instructions

As reported by Mike Petersen

Some speedometer heads, like the ones used for the 1955 Dodge, have a wick oiler contained in a cylindrical holder that threads into the back of the speedometer head. Service is rather simple:

1. Unscrew the oiler (the holder has a knurled as well as a slotted end and is easily removed with nimble fingers)
2. Remove the wick (it pulls right out of the holder)
3. Oil the wick (light oil is probably best)
4. Insert the wick back into the holder
5. Screw the oiler holder back into the speedometer head finger tight

The biggest challenge is in putting the oiler holder back in place. It is difficult to lie on your back and get your hand up through the maze of wires and cables to access the oiler holder. If it does not thread in and you drop it then the oiler holder will likely find its way into the “black hole” of the dash board.

This happened to me twice. The first time I dropped the holder I heard a metallic “ping” as it went into the “black hole”. After a futile search I got a spare from another speedometer. I then put a cloth among the wires under the speedometer to catch the holder if I dropped it again.

On my second attempt with my spare, I dropped it again. I did not hear the “ping” but my cloth did not have the holder when I pulled the cloth out. I figured the holder had joined its buddy in the “black hole”.

I got a second (and last) spare from another speedometer. This time I tied a long length of dental floss on the holder so that if I dropped it again, I could just pull it out of the “black hole” with the dental floss. This time it threaded in perfectly. I left the floss tied to the holder and tucked the rest along the edge of the dash board for the next time I needed to remove the oiler.

These oilers are “out of sight, out of mind”. I have found that with the 1955 Dodge the speedometer needle will start swinging back and forth when the head needs oil. The first time this happened to me the speedometer cable broke after a few swings of the needle. Thinking the problem was the cable, I replaced the speedometer cable and was able to drive about 60 feet before the needle swung again and the new speedometer cable broke.

I removed the speedometer and found that the head was frozen. Examination of the oiler revealed the wick was dry. I was able to loosen the mechanism by applying WD40 and working the mechanism back and forth with the end of the broken speedometer cable. I oiled the wick, reinstalled it, and life was good.

The second time the needle started to swing (on a different speedometer) I was able to fix it before the speedometer cable broke and without removing the speedometer. I sprayed some WD40 into the speedometer oiler hole, oiled the wick (it was dry as were my two spare wicks), and life again was good.

Epilogue:

I renewed my search for the missing oiler holders and found one in the shroud covering the steering column and the other behind the accelerator pedal. I was lucky – the dash board “black hole” had not claimed them.

Tying dental floss or a piece of string onto a part or tool is an inexpensive way to save time in retrieval operations.

17. The Parting Shot

Keep those OUTDOOR pictures coming!



Denny's 57 Chevy drawing a crowd

Zoom Zoom

Till next month

Randy N Robertson