


AACA TRIANGLE CHAPTER NEWSLETTER

MARCH 2025



1956 Cadillac Quaker Steak & Lube St Pete Beach

NEWS SUMMARY

- ◆ Events Calendar – Next Triangle Meeting March 23, 2025—**CHILI COOK-OFF**
- ◆ President's Message - See Glenn Ott's message.
- ◆ Editor's Observations and Notes – Randy's Rant's.
- ◆ Adventures in Automotive Diagnostics
- ◆ Acknowledgements & Announcements
- ◆ The March Madness Challenge
- ◆ Bentonville Battlefield Re-enactment & Bentonville Road Trip & Tour
- ◆ Worthy Car Events – Send in your submittals!
- ◆ Meeting Notes – Dean's Notes February 2025
- ◆ Triangle Chapter Officers
- ◆ Website, Facebook & Instagram Pages
- ◆ Our Annual Chili Cookoff
- ◆ Woodland Terrace Retirement Community Car Display
- ◆ NC Region 2025 Event Schedule
- ◆ Tip or Question of the Month
- ◆ The Parting Shot

EVENTS CALENDAR

Triangle 2025 Events Calendar:

Event: Annual Triangle Chapter of AACA CHILI COOKOFF

Meeting Date: **March 23rd, 2025**

Meeting Location: **The Old Tuesday Morning Store @ South Hills Mall.
(just to the left of Northern Tool)**

1297 Buck Jones Road, Cary, NC

Future Meeting Dates: Future 2025 dates to be announced

Most General Meetings of the Triangle Chapter are held on the 4th Sunday of the month at the Backyard Bistro. However, meeting dates may, on rare occasions, be moved to an alternate Sunday due to scheduling conflicts at The Local.

Please check your most current Triangle Chapter Newsletter, Website or Facebook for last minute changes.

Event Schedule:

Arrive 1:30

Chili, Fixin's and dessert 2:00 to 4:00

Meeting and Presentation 4:00 to 5:00

Presentation:

Nothing formal—Just a few reminders about our upcoming Woodland Terrace Car Display and Upcoming Spring Car show on May 3. Welcoming Guests and New Members.

If it is nice Please drive your classic cars!

NC Region 2025 Calendar Events Planned – **See details below**

AACA National Events Calendar – UPDATED LINK FOR 2025!

The AACA National Shows are scheduled for 2025. The 2025 events are listed on the AACA Website at:

<https://aaca.org/events/category/aaca-national-calendar/>

President's Message

By Glenn Ott

Our Bentonville road trip and battleground tour were great. If you were unable to attend, check out the pictures and articles in this newsletter and on our website. We have some ideas for more trips, so plan to come next time.

The Chili Cook-off is March 23rd at the former Tuesday Morning Store at South Hill Mall, 1297 Buck Jones Rd, Cary.

Finally, thanks to everyone who has volunteered to help at our Triangle Chapter car show May 3rd. There is still time to signup if you haven't had the opportunity yet. We can use more help with setup, parking, awards, judging, and especially raffle. There are also flyers available if you can deliver any at local car club meetings or distribute them at shows to make other car owners aware of our event.

EDITOR'S OBSERVATIONS AND RANTS

By Randy N Robertson

1. I had a great time with my buddy Gary at the Bentonville re-enactment on Saturday. Courtney showed us the ropes and shared memorable stories. See a few pictures later in this issue. .
2. Today's weather seems a bit shaky. Hopefully nothing serious.
3. Another great month of contributions. Gonna be tough to include all in this issue!
4. Looking forward to our Chili Cook-Off on March 23. Next Sunday! . My mouth is watering already. It's not to late RSVP to **Brenda Gerken** today. She's doing a bang up job! Details later in this newsletter
5. Durham Bulls Fan-Fest is March 28th. I plan to take both my Grandsons! **Play Ball !**

Please contact me with anything you want published. rnewr2017@gmail.com

Adventures in Automotive Diagnostics

As reported by Ted Brooks



During my years working for SAS, we had a number of online news and social media groups. One was a catch-all group where you could ask almost any question unrelated to our actual jobs. This group was where various car-related questions would land, many of which were “I’m having this weird problem with my car”. While my “real job” was software development, answering these types of questions made for a nice short break from my “real” responsibilities.

As things evolved, I began answering a number of these questions. There was another car guy named Carl who regularly answered questions as well. Often times, we’d both chime in on a particular question – sometimes agreeing, sometimes disagreeing. It got to the point where people started calling us “the Click and Clack of SAS” (after the guys on the PBS radio show “Car Talk”). It got to the point where people would start their post with, “Dear Click and Clack” (I’m not making this up!).

I kept in touch with Carl for a while after he retired. At the time, he was struggling with a weird intermittent stalling problem on his Oldsmobile Intrigue. One day, I got an excited email from him. The stalling turned out to be caused by a loose blob of solder bouncing around inside the engine control module, intermittently shorting out the fuel/ignition circuits, causing the stalling.

The following is the reply I sent to him, telling him of the misadventures I’d experienced during the first 6 months of owning my 1957 Chevy (which I bought as the 2009 recession was ending and kept until 2022).

I wasn't laughing while this was going on, but I did laugh after reading what I wrote. So, if you laugh too, I won't be offended.

I enjoyed your sleuthing on your weird stalling problem with your Olds.

In a similar vein and for your possible amusement - consider the following scenario:

1957 Chevrolet Bel Air, equipped with a 283 V8, 4 barrel carburetor, power steering, power brakes, and a number of other desirable options. The vehicle has an extremely straight, solid, rust-free body (*very* hard to find), but a number of mechanical issues – high idle, slightly rough running, hard brake pedal, etc. Wait out the seller, and agree on a price that reflects those issues and current economic conditions. Then, address the mechanical issues.

Adventures in Automotive Diagnostics

Continued

I discovered the following (sorted by category, then chronologically):

1. Front (rubber) brake hoses were installed backwards, with curve facing outwards instead of inwards. Tires have scuffed through the first layer of reinforcement mesh, and working on the second. Order replacement hoses.
2. Original front brake hose fittings are round where they pass through mounting brackets. All replacement hose fittings are hexagonal, and won't fit through mounting bracket hole. File hex until round.
3. When damaged brake hoses were installed, one of the steel lines they attach to was kinked, is nearly flat, and in danger of failing. Order reproduction steel line kit.
4. Reproduction steel line kit almost – but doesn't quite – fit. Tweak carefully.
5. Power brake booster works – sort of – after the engine runs for about 30 seconds, but has almost no power brake assist on initial startup. Booster and vacuum reserve tank hold vacuum (no leaks). Hoses are replaced anyway for good measure. Problem (naturally) is unchanged.
6. Discover power brake check valve is barely passing any vacuum, which is essential for power brake assist. NOS valves are very difficult to find. Order reproduction valve from the only vendor who offers it.
7. Install reproduction check valve. Brake assist is worse than ever. Discover the reproduction valve passes even less vacuum than defective original check valve.
8. Take original check valve and rip the guts out with a needle nosed pliers. Brake assist is dramatically improved, but there is obviously no vacuum reserve when the engine is off. (This becomes important during the carburetor road test described later.)
9. Discover the Bendix Treadle-Vac power brake booster used on 1957 Chevrolet is almost identical to that used on 1956 Mercury. Find a still-in-the box NOS '56 Merc check valve on eBay. Take a chance and buy it. Check valve works as designed and fits perfectly.
10. Brakes are better, but rear brakes are getting hot. Pull drum and discover strange wear pattern on shoes. Drum is a nearly-new GM drum – but incorrect diameter. Turn and install correct used drums.
11. Carburetor is an aftermarket Edelbrock with cheapo chromed air cleaner mounted on original 4 barrel intake manifold. Steel fuel line was cut, incorrectly sized rubber hoses installed, and the plastic fuel filter fittings are bent to near breaking – an engine fire waiting to happen. Do a temporary fuel line fix until correct carburetor and fuel line can be installed.
12. Buy a correct Rochester 7009846 (early '57 production) 4 barrel carburetor off eBay, a correct 4 barrel air cleaner, and a reproduction steel fuel line.
13. Order carburetor rebuild kit from NAPA. Everything fits except air horn gasket – it's not cut to allow the floats to rise all the way up. I'm concerned whether this could prevent the needle and seat from closing and cause serious flooding.
14. Order different carburetor kit from Advance Auto. Get it home and discover parts missing. Return and order another one.
15. Reassemble carburetor and discover accelerator pump return spring is missing. It may have gotten mixed up with the rebuild kit previously returned. It isn't available new or on eBay. Find a friend with a spare spring.
16. Install carburetor and reproduction steel fuel line. Fuel line is too short. Order a reproduction line from another vendor.
17. Finish carburetor installation. Engine runs well, but choke won't open fully. Determine that hot air is not flowing up choke hot air tube, probably due to a clogged passage in choke thermostat spring cavity. This wasn't disassembled, because the choke plate must be removed to do so, and the shop manual emphatically states choke plate screws must be replaced when removed. The screws are no longer manufactured, and NOS ones are very difficult to find.

Adventures in Automotive Diagnostics

Continued

18. Discover NOS choke screws on eBay. Do a “buy it now”. Post Office loses package.
19. eBay seller has another pair of screws. Pay extra to have them shipped UPS.
20. Remove the 2 choke screws from carburetor. The head of one strips completely. Drill out screw, destroying choke shaft.
21. Buy a parts carburetor off eBay to get the choke shaft. Post Office loses package.
22. Buy another parts carburetor off eBay.
23. Disassemble, clean clogged passage and reassemble choke. Take for a test drive. Everything’s fine until heavy throttle is applied and the secondaries kick in – then the accelerator sticks in the open position. Not a good thing. Especially since I can’t shut off the ignition - no power brake check valve means no power brakes or power steering.
24. Remember that when carburetor was purchased, the secondary lockout tab had been bent out of the way, disabling the lockout. This was corrected during rebuild. Discover that a slight closing of choke under heavy throttle (because minimal vacuum is applied to choke vacuum break mechanism) can cause the lockout tab to jam the secondary throttle linkage in the open position. Fixing the choke allowed this problem to surface (secondaries were previously locked out because choke wasn’t opening fully). Bend lockout tab out of the way, disabling the lockout. Problem resolved.
25. Engine doesn’t run as smoothly as it should. Discover spark plug wires that like to pop out of distributor cap. Replace wires.
26. Pull spark plugs. They are Splitfire plugs, and gapped way too narrow. The correct AC 44 plugs are no longer made. Replace with properly gapped Autolite plugs.
27. Distributor vacuum advance doesn’t work, and points show metal transfer, indicating defective condenser. Pull distributor. Original vacuum advance uses a steel line instead of rubber hose, and is no longer made. NOS Delco advances are expensive. Buy an old-stock non-Delco advance with a steel line fitting off eBay. Install new advance, points, condenser, rotor, and distributor cap.
28. Reinstall distributor. Car runs terrible.
29. Go to Advance Auto and buy rebuilt distributor (amazingly inexpensive). Date code indicates distributor is from 1974. Car runs much better, but not correctly. Quick tests indicate an anemic distributor advance curve, typical of emissions-tuned distributors of the mid 1970s.
30. Remember that it was very difficult to get the original distributor’s rotor to line up with distributor cap terminals after replacing vacuum advance. Go to NAPA and buy a 1960s style vacuum advance with rubber hose fitting. Pull rebuilt distributor and reinstall original distributor with new advance. Rotor lines up correctly now. Car runs almost perfectly, but still a bit rough idling in Drive.
31. Discover loose bolts at rear of intake manifold. This could allow air to be sucked in where it’s not supposed to be, messing up air/fuel mixture in rear cylinders.

I wonder if the “Plymouth Troubleshooting Contests” of the ‘60s and ‘70s were this complicated...

I finally traced the stumble to a vacuum hose that looked and felt OK, but was still leaking, and needing to advance the timing past factory specs to compensate for a non-stock cam (later replaced with a stock grind cam).

ACKNOWLEDGEMENTS & ANNOUNCEMENTS

I need a couple volunteers to arrive at 12:30 to help set up tables and chairs. Let me know if you can help please rnewr2017@gmail.com or 919-422-9487 (leave message)

Here is glimpse of Chili Cook off space– Nothing fancy but will work!



It's **NOT** too late to volunteer for our May 3 car show. The more the merrier!

Sign up during the Chili Cook-Off or sooner.

Glenn Ott reports that there are 12 cars registered so far for the May 3 Car Show.

1920's -1, 1950's-4, 1960's-4, 1970's-1, 1980's-1, 1990's-1; 1/3 are Fords, 1/4 are black.

Are you a club member who has not signed up. **Do so this week at the Chili Cook-off.**

Helen DiPietro joined the Tarheel Buick Club & posted on their Facebook page for our Car Show. Way to go Helen!

For those who get V-8 Time Magazine please check out page 21 of the Jan/Feb 2025 edition for great plug on Dean's **Fundamental Carburetion** book.

Welcome 2025 New Members

Kem & Kathy Ahlers

Marisa & Rene Dietsche

Beth Eakes

Jim & Beth Pendergrass

Joe & Pam Smith

Colin Wimmer

Keith & Eva Young

ACKNOWLEDGEMENTS & ANNOUNCEMENTS

Helen DePietro continues to innovate with Fund Raising.



Five Points is still very much interested in a cruise in

Tawie Gong, Assistant Director with Five Points Center for Active Adults is a Community Center with programs for older adults.

They invite us to have an informal "cruise in" anytime in 2025. If interested please contact Randy N. Robertson.

rnewr2017@gmail.com



“

The March Madness Challenge

By Jim Gill

Who can make a list of all the cars you have owned and in the correct order. Antique or not.

Are you game to accept the challenge?

Here is Jim's list.

Cars That I Owned

Year	Make	Model	Type
1963	Ford	Galaxie 500XL	Convertible
1967	Plymouth	Fury III	Sedan
1971	Plymouth	Satellite Sebring	Hardtop
1977	Chrysler	Cordoba	Hardtop
1981	Mazda	RZ7	Sports Car
1984	Dodge	Daytona GT	Sports Car
1987	Toyota	Supra	Sports Car
1995	Nissan	Maxima	Sedan
1991	Mitsubishi	3000VR4	Sports Car
1998	Toyota	Solera	Hardtop
2001	Acura	MDX	SUV
1925	Ford	Model T	Coupe
2011	Toyota	RAV4	SUV
2012	Toyota	Tacoma	Pickup
1926	Ford	Model T	Snowmobile
1963	Ford	Galaxie 500XL	Convertible
2016	Toyota	Tacoma	Pickup
1999	Mercedes	ML430	SUV

Who's next?

Bentonville Battlefield Re-enactment

By Randy N Robertson—Images by Gary Silvia and Randy N Robertson

My friend Gary Silvia, who is enthusiastic about his military knowledge, and I took the drive to Bentonville on Saturday, March 15, 2025. The weather started out a little nippy but quickly turned into a very pleasant day.

We planned our trip with the advice of Triangle Member **Courtney Johnston**. Courtney reminded us to visit the Sutler tents and various demonstrations and displays of the Civil War area. Quite interesting and educational, it is also refreshing to see young folks dressed in period costume and participating in Union and Confederate camps.

After strolling through those areas, we set off to find the Confederate Camp. The crowd was growing and our hopes of finding Pvt Johnston appeared dim. Once we found the confederate camp we made the circle to the right. (Pvt Johnston, later reminded me that he said turn left)

I am glad we turned right as this gave us the long view of the confederate camp. We experienced fiddle players, arms display, horses, soldiers at rest & on guard and the general life of an army before a battle.

As we made our way around the circle, we found Pvt Johnston with NC 26th sitting with his commanding officer and other soldiers. The camp was accurate, and all soldiers were experienced, some over 30 years.

We sat and talked with Pvt Johnston and his unit for a long-time swapping stories of their experiences in previous re-enactments, making of the movie Gettysburg and life during the Civil war. Senior Chief Silvia was in his realm, being a military aficionado and career Navy veteran.

As the time for battle drew near, Gary and I headed for quick lunch and took our position to observe the battle. Overall, a good day and the battle seemed realistic, although different that one might see in a movie version.

Thanks to Pvt Courtney Johnston for his wealth of knowledge and passion for spreading the history of military battles from the Civil War.

Please enjoy the pictures here and on the following pages.




Bentonville Battlefield Re-enactment

Images by Gary Silvia and Randy N Robertson



Bentonville Battlefield Re-enactment

Images by Gary Silvia and Randy N Robertson





Bentonville Battlefield Road Trip

Images by Glenn Ott and George Senich



Bentonville Battlefield Road Trip

Images by Glenn Ott and George Senich



WORTHY CAR EVENTS—SEND ME YOUR SUBMITTALS

March 23, 2025– Triangle Chapter Annual Chili Cookoff. Old Tuesday Morning Store left of Northern Tool.

April 18th –19th, 2025- Good Guys Shows at NC State Fairgrounds

April 12, 2025—26th Annual Fun in Sun Charity Car Show– N Wake Tech

April 26, 2025– Antique Vehicle Display at Woodland Terrace

May 3rd, 2025 - Triangle Chapter of the AACA 60th Antique and Classic Car Show

May 10th, 2025 - NC Region Spring Meet in New Bern, NC

May 17th, 2025– The Alamance Region Show in Burlington



TRIANGLE CHAPTER MEETING NOTES

AACA Meeting Notes – Feb. 23, 2025 Meeting

Action Items

1. March 1 – Tour to Bentonville battlefields, 160th anniversary (**see info in 2/24 email**) Meet at the Home Depot in Garner and bring a picnic lunch.
2. March 15 – Battle reenactment at Bentonville, Courtney Johnston event (**see info in 2/24 email**)
3. March 23 – Chili Cookoff and our next monthly meeting. Details and the new location are in the newsletter.
4. April 3-5 – AACA Southeastern Spring National meet, Concord, NC
5. April 18-19 – Good Guys show at the fairgrounds (1500 cars, 5000 people)
6. May 3 – Our chapter car show at Brier Creek. (**see info in the 2/24 email**)
7. Is your address info up to date? Denny will be finalizing the Members Guide and directory soon.

Meeting Agenda Items:

1. A good group of 32 attended. Our great waitress's name is Megan.
2. New member Keith Young attended (again) and new member Jim Pendergrass.
3. Sunday, March 23, 2025, Annual Chili-Cookoff, 1:30pm New Location
 - a. Former Tuesday Morning at South Hills Malls (To the left of Northern Tool), 1297 Buck Jones Road, Cary, NC,
Bring: A Pot of your favorite Chili, Cornbread or Dessert, RSVP to Brenda Gerken, brendacgerken@gmail.com
4. May 3 car show – Note new location is in the Brier Creek shopping center near Target.:
 - a. All areas need help and sign up sheets were available. If you can help in any area, call Helen DiPietro (919-649-1719)
 - b. These areas include set up and tear down, parking, hospitality with Marilee Sanderson (breakfast and snacks), judging, trophy construction with Jim Gill, Take-Apart T with Fred Harley and Riley Reiner.

2025 TRIANGLE CHAPTER OFFICERS

Officers

President – Glenn Ott (609-658-8322)
Vice President - Dan Fuccella (919-349-5911)
Secretary/Treasurer – Ken Powell (919-638-0756)
Region News Correspondent – Denny Oestreich (919-846-8163)
Ex-Officio – Jim Gill (916-363-2616)



Board of Directors

2024-2025

Ray Bader 919-418-0977
Helen DiPietro 919-649-1719
Jim Aldrich 919-676-3131

2025-2026

Bob Gahr 440-867-4722
Tom Pruett 919-422-4761
Brian Wingler 919-362-9303

Committee Chairs

Awards - Jim Gill - (919-363-2616)
Newsletter Editor – Randy N Robertson (919-422-9487)
Facebook Editors—Helen DiPietro (919-649-1719) & Andrea Irby (919-815-1355)
Webmaster - Denny Oestreich (919-846-8163)
Youth Coordinator - Dan Fuccella (919-349-5911)
Car Show Committee Chair – Helen DiPietro (919-649-1719)

WEBSITE, FACEBOOK & INSTAGRAM

Web Sites

You can see ongoing updates or recent cancellations and reschedules of Triangle and NC Region Activities on our Website or Facebook sites. Both have many more pictures and updates of Triangle activities.

Triangle Website <https://triangleaaca.org/>

There is always something worth exploring on the Website!

Check out Glenn Ott's Bentonville Tour article on our Website!

NC Region Website: <http://www.ncregionaaca.com/region/>

Facebook Pages

Helen DiPietro and Andrea Irby are updating our Triangle Facebook page.

Check out the information about our Spring Car show!

Triangle Facebook: <https://www.facebook.com/TriangleChapterAACA>

Instagram Accounts

Helen is updating the Instagram page. Check it out!

<https://www.instagram.com/triangleaaca/>



Our Annual Chili Cookoff

When: Sunday, March 23, 2025

Arrive: 1:30pm

Where: Former Tuesday Morning at South Hills Malls. To the left of Northern Tool
1297 Buck Jones Road, Cary, NC

Bring: A Pot of your favorite Chili , Cornbread or Dessert

Contact: RSVP to Brenda Gerken

brendacgerken@gmail.com

Let her know if you plan to be there; and let know what you plan on bringing

Marilee Sanderson if needed– 919-434-4609

Drive your Cool old cars! There is plenty of parking!

All dishes must be ready to eat upon arrival. Ample power for Crock pots will be available.

No refrigeration or cooking facilities on site

Wooden spoon awards for:

Hottest Chili & Best Chili

Best Cornbread

Best Dessert



Woodland Terrace Antique Vehicle Display

When: Saturday, April 26, 2025

Location: Woodland Terrace Retirement Community

300 Kildaire Woods Drive

Cary, NC 27511

Schedule:

8:30am to 9:30am: Display vehicles assembled

9:30am to 12:30pm: Residents are invited to inspect the display vehicles and meet with the owners

Notes:

- Open to original appearing vehicles through the 1960's
- 15 to 20 vehicles are desired
- Refreshments will be available to vehicle owners during the display period
- A light lunch will be provided to the vehicle owners at the close of the display period

Vehicle trailer parking is available

NC REGIONAL 2025 CALENDAR

Updated 01/21/2025

<u>Date</u>	<u>Type Meet</u>	<u>Host</u>	<u>City/State</u>	
January 17 - 18	NC Region Annual Membership Mtg	NC Region	Raleigh, NC	REG
February 6 - 8	AACA Annual Convention	AACA National	Charlotte, NC	NAT
March 1	Chapter Meet	Cape Fear	Wilmington, NC	U&T
April 3 - 5	AACA Southeastern Spring Nationals	Hornets Nest Region	Charlotte, NC	NAT
TBD	Chapter Meet	Old Salem	Winston Salem, NC	U&T
May 1 - 3	AACA Western Spring Nationals	Tucson Region	Tucson, AZ	NAT
May 2	AACA Grand Nationals	Tucson Region	Tucson, AZ	NAT
May 3	Chapter Meet	Coastal Plains	Washington, NC	U&T
May 3	Chapter Meet	Triangle	Cary, NC	U&T
May 10	NC Region Spring Meet	First Cap / Mhead City	New Bern, NC	REG
May 17	Region Meet	Alamance Region	Burlington, NC	IPO
June 1 - 7	Vintage Tour (Pre-1932)	Buzzard's Breath Reg	Pennsylvania	NAT
June 7	Chapter Meet	San-Lee Chapter	Sanford, NC	U&T
June 14	Chapter Meet	Three Rivers	Eden, NC	U&T
June 19 - 21	AACA Eastern Spring Nationals	Whitewater Region	West Virginia	NAT
July 2 - 5	AACA Central Spring Nationals	Crossroads Am Region	Auburn, Indiana	NAT
July 24 -26	AACA Grand Nationals /Zenith	AACA National	Dayton, Ohio	NAT
August 2	Region Meet	Zooland	Asheboro, NC	IPO
August 9	Chapter Meet	General Greene	Greensboro, NC	U&T
August 12 - 15	AACA Eastern Divisional Tour	Maine Region	Maine	NAT
September 7 - 12	Revival AAA Glidden Tour (Pre 1943)	VMCCA	Owensboro, KY	NAT
September 13	NC Region Fall Meet	Furnitureland	Spencer, NC	REG +
September 18 - 20	Hornets Nest Auto Fest	Hornets Nest Region	Charlotte, NC	IPO
September 20	Chapter Meet	Morehead City	Morehead City, NC	U&T
September 27	Chapter Meet	Southeastern	Mount Olive, NC	U&T
October 7 - 10	AACA Eastern Fall Nationals	Hershey Region	Hershey PA	NAT
October 18	Chapter Meet	New River	Jacksonville, NC	U&T
October 18 - 22	AACA Central Divisional Tour	Texas DFW Region	San Antonio, TX	NAT
October 23 - 25	AACA Central Fall Nationals	Gulf Coast Region	Galveston, TX	NAT

For Cancellations/ Changes Contact: David Lineback delineback@gmail.com

(336) 414-8529

TIP or Question of THE MONTH

We can all use a little help around the garage or shop!

Send me those tips or questions

As reported by Randy N Robertson & the internet

Preparing your Classic Car for the Show

Polish your car to perfection

Don't neglect the interior

Pay attention to small details

Plan your transportation

Bring different emergency kits - Basic toolkit - Detailing kit - Emergency supplies

Know your car

Study your car's history

Document the restoration process

Highlight unique features

Share personal stories

Stay enthusiastic

Have your documentation ready

Prepare display materials

Tips for the day of the show

Arrive bright and early

Display everything right

Take photos

Bring your own lunch

Look, don't touch

Be kind

Avoid showing off with stunts

Check out other car styles


Network with other enthusiasts

Engage and share your story

Clean up after yourself



Now that works!



Pro Tip:

Be sure the display materials are suitable for the particular show you are attending

THE PARTING SHOT



Bob Gahr's Fire Engine @ our 2024 Chili Cookoff

ZOOM ZOOM

Till next month Randy N Robertson