

AACA TRIANGLE CHAPTER NEWSLETTER

DECEMBER 2024



David Parker's 1947 Dodge Pickup

Stay tuned for the January 2025 write up on this fine truck!

NEWS SUMMARY

- ◆ Events Calendar – Next Triangle Meeting February 2, 2025
- ◆ President's Message - See Glenn Ott's message.
- ◆ Editor's Observations and Notes – Randy's Rant's.
- ◆ Look it's a Greyhound Bus!
- ◆ Acknowledgements & Announcements
- ◆ Our Christmas Party
- ◆ Worthy Car Events – Send in your submittals!
- ◆ Meeting Notes – Dean's Notes November 2024
- ◆ Triangle Chapter Officers
- ◆ Website, Facebook & Instagram Pages
- ◆ Columbus Lodge Day Car Show 10-19-24
- ◆ NC Region 2025 Event Schedule
- ◆ Tip or Question of the Month
- ◆ The Parting Shot

EVENTS CALENDAR

Triangle 2025 Events Calendar:

Event: General Meeting of the Triangle Chapter of AACA

Meeting Date: **February 2nd, 2025**

Meeting Location: **The Local (formally Backyard Bistro)**

1235 Hurricane Alley Way, Raleigh, NC 27607

Future Meeting Dates: Note this is January Meeting in February due to Lenovo Center rodeo–
Future 2025 dates to be announced

Most General Meetings of the Triangle Chapter are held on the 4th Sunday of the month at the Backyard Bistro. However, meeting dates may, on rare occasions, be moved to an alternate Sunday due to scheduling conflicts at The Local.

Please check your most current Triangle Chapter Newsletter, Website or Facebook for last minute changes.

Event Schedule:

Arrive 2:00 to 2:30

Lunch/Dinner 2:30 to 3:45

Meeting and Presentation 3:45 to 5:00

Presentation : Selling a Vehicle at Auction; Members' experiences and Recommendations

The program will be members' discussion of experiences selling vehicles at car auctions; both at in-person venues and on online sites. In the past, we have had members discuss their experiences attending auctions as potential buyers. The January program is intended to discuss the auction process from the seller's point of view.

IMPORTANT: For this program to be instructive (as well as entertaining), "audience" participation is required. Please come to the meeting prepared to briefly share your knowledge and personal experiences when selling vehicles via the auction process. So, clip your nose hairs and come ready to participate!

If it is nice drive your classic cars!

NC Region 2025 Calendar Events Planned – **See details below**

AACA National Events Calendar – UPDATED LINK FOR 2025!

The AACA National Shows are scheduled for 2025. The 2025 events are listed on the AACA Website at:

<https://aaca.org/events/category/aaca-national-calendar/>

President's Message

By Glenn Ott

The Holidays are here!

Our Holiday Party was terrific – dinner, trivia, and gift exchange. Mark your calendars for next year's party on Dec 7, 2025. But, before the end of this month remember to renew your membership.

January will be busy with the NC Region Annual meeting, our Chapter Board Meeting and monthly Chapter meeting, in addition to putting away all those decorations.

Thank you for electing me the new Chapter president. I have owned my Sebring Silver 1963 Corvette coupe since 1984. In addition, I have also had the 1931 Packard and 1937 Pontiac out to various club events.

The other '63 Corvette I have, a convertible, is in pieces in the garage as a long-awaited retirement project.

I look forward to working with the other officers, Board members and activity volunteers to continue the success of our Chapter, and meeting more of our members who make the car hobby interesting and fun.

Merry Christmas and Happy New Year.

EDITOR'S OBSERVATIONS AND NOTES

By Randy N Robertson

1. Please enjoy this Holiday Season.
2. Contemplate your New Years resolution carefully
3. Merry Christmas, Happy Hannukah, Peace, Unity and Good Fortune to all
4. Thanks to all for your contributions to the newsletter this last month

Please contact me with anything you want published. rnewr2017@gmail.com

Looks it's a Greyhound Bus!

By Joe Parsons

TOM, LOOK WHAT I FOUND, IT'S A GREYHOUND BUS



While at the fall 2024 Hershey meet, the AACA Museum was hosting a donut and coffee at their storage garage behind their museum. While enjoying a donut, Joe Parsons went behind the garage and found a **GREYHOUND BUS**.

Being so excited with this bus, he had to find Tom Pruett. Dragging Tom behind the garage Joe explained that this would be great one of a kind find for his garage.

An actual size front of a bus made out fiber glass. (even has wipers and steering wheel)

Tom showed some interest, so Joe found the director of the museum and asked if it was for sale . His reply was you can't buy it, but you can make a donation to the museum. Tom agreed on a donation price and soon the bus was bound for Tom's garage. No way to transport it this weekend but a return trip would be needed for pick-up.



Trying to get into Tom's busy schedule is impossible but just before Thanksgiving a trip was planned for us to go to Hershey. Tom had taken all the dimensions so he could plan for hauling the bus.

To transport the bus a lot of materials would be required. Tom assembled (18) 2X 4s , a saw, a drill, 4 tie down belts, box of screws, plastic, tape measure, flash light , gloves, adjustable links, and extra battery for saw/drill

First thing was to construct a frame top and bottom to hold the bus. (after a few measuring errors the frame was constructed)

Original plan was to load the bus on end in vertical position. (lucky for us a group of volunteers working in the garage were on hand and they had a suggestion to just lay it flat on the bed of truck) With the wood supports it worked out perfectly with little over hang .

Looks it's a Greyhound Bus!



All framed, it was time to load onto the truck.

Being heavy and awkward, it would require more than just Tom and Joe. Again the group of volunteers stayed into the darkness to help load the bus.



It took all six men to load onto the truck!

With evening darkness fast approaching the straps were fastened to the supporting braces. Later in the dark last minute fastening was finished.

After hours of work, the Greyhound is loaded and ready for its drive to Raleigh.



Looks it's a Greyhound Bus!

Today the greyhound bus is parked inside Tom's garage.

Tom is thinking what to do with it and one thought is make it into a bar serving out the windows. Another is to clean it up and install working lights and working wipers.

Tom would appreciate your ideas for this one of a kind bus.



ACKNOWLEDGEMENTS & ANNOUNCEMENTS

As reported by Dean Tryon

As many of you know, Ted Brooks and I are doing two tech sessions at the AACA Annual Convention on Feb 7 of the 3-day event. If you cannot attend in Feb., you can join us for the final dress rehearsal at my house on **Saturday Jan 25, 2025**. Both presentations are 45 min long with a break between them. More info is below.

Let me know if you are interested. Plan for 9 - 11 AM. Space is limited to about 10 people in my living room. We have 3 signed up so far. Many members attended the first two and this one is the same material.

Welcome New Member

Beth Eakes—1964 Malibu Super Sport & 1966 Mustang convertible

Her father purchased the Super Sport new for her mother!

baeletee@aol.com

If you have not renewed your membership do so today.

Dues are due by December 31st. Please help by paying on time. In late January, National locks down the new Roster for the chapter and late dues sometimes cause members to not be put back on the Chapter Roster for the year. (Although they will be recognized as having paid National).

Attached is a dues renewal form. Please look at your personal entry in this year's directory and confirm that it is correct. Denny uses these records to update the Directory. If correct, no need to repeat the information on the renewal form. I continue to try and streamline the process.

Thanks, Best Regards, Ken

Ken Powell

4513 Wood Valley Dr

Raleigh, NC 27613

Ken Powell is on top of things! My early renewal means I have already received by 2025 National Membership card. Thank you Ken!

Outstanding Service



Thank you Helen and Jim!

Passing the Gavel





Our Christmas Party

Many Thanks to Marylee Sanderson and Jean Soehnlein for "putting" on the show!



Our Christmas Party

There were Presents, Goodwill, Trivia, Food, Fun, Santa, Laughter and Awards too!



WORTHY CAR EVENTS—SEND ME YOUR SUBMITTALS

January 17-18th, 2025—NC Region Meeting in Raleigh

February 2nd, 2025—Triangle Chapter Monthly Meeting

February 6-8th, 2025-AACA National Convention Charlotte, NC

Stay tuned for 2025 schedule



TRIANGLE CHAPTER MEETING NOTES

AACA Meeting Notes – 11/24/2024

Action Items

1. 12/8/2024 (Sunday) – Annual Christmas party. Stag Club, 8001 Ray Rd, Raleigh.
 - a. Meet at 6 PM, dinner at 6:30, gift exchange at 7:30
 - b. Bring a \$10 gift to exchange (edible or drinkable), an unwrapped Toys for Tots gift if you like,
 - c. Program – presentation by Dan Fuccella on his work in Haiti.
 - d. Denny will do the interesting car quiz again.
2. Dues for 2025 are due to Ken Powell by the end of December! The total is \$70 for all 3 (National, Region and Chapter) and can be in one check to Ken.
3. 1/17-18/2025 – NC Region meeting in Raleigh.
4. Feb 6-8, 2025 - AACA National Convention in Concord, NC. (See page23 in the Nov-Dec AACA magazine)
 - a. If you have never been to one of these, they have tours available Thurs and Friday, 20 seminars on Friday (free), the car show on Sat. and a closing dinner Sat. night.
 - b. Reserve your hotel at the host hotel (Embassy Suites) or any of the nearby hotels.
 - c. Reserve separately for the convention (registration form to be out soon)
 - d. Ted and Dean are presenting 2 seminars on Friday 2/7.

Meeting Agenda Items:

1. Our meeting at the newly remodeled “The Local” (was Backyard Bistro) was well attended with 28 members.
2. New member Beth Eakes attended her 2nd meeting and has a 1964 Chevelle Malibu SS and a 1966 Mustang conv.
3. Jim Gill reported:
 - a. Dan Fuccella headed up the officers nominating committee. The proposed slate was
 - i. Pres – Glen Ott
 - ii. VP - Dan Fuccella
 - iii. Treas – Ken Powell
 - iv. Board of Directors for 2025/26 – Tom Pruett, Bob Gahr, Brian Wingler
 - v. Board of Directors continuing for 2024/25 – Jim Aldrich, Ray Bader, Helen DiPietro
 - vi. All were voted in unanimously.
 - b. The Region Board of Directors has an opening if anyone is interested in getting involved.
 - c. Jim Gill has 2 free National memberships available for new members
4. Ken Powell reported our treasury is at \$4400 with 95 families. Also 2025 dues are due.
5. A possible display at Woodlawn Terrace in Cary will be done next year In April – Dan is following.
6. Randy Robertson needs your story on your first car (can be regular or antique) for the newsletter.
7. Ted Brooks reported on the technical seminars status being done with Dean Tryon. On Sat 11/23, the 2nd session was done with 11 members and friends in preparation for the Feb AACA Convention. One more review might be planned in January if anyone is interested.
8. Jim Gill knows of 3 cars for sale: 1922 T tourer, 1922 T tourer and a 1937 Ford in Cedar Grove. Call him if interested (919-593-5860)
9. The program was a (*) presentation by Dean and Les Tryon about the Gilmore Museum in Michigan along with 4 others in southern MI you should see. (* - I would say excellent but since I am writing the minutes, probably not appropriate.)

2025 TRIANGLE CHAPTER OFFICERS

Officers

President – Glenn Ott (609-658-8322)
Vice President - Dan Fuccella (919-349-5911)
Secretary/Treasurer – Ken Powell (919-638-0756)
Region News Correspondent – Denny Oestreich (919-846-8163)
Ex-Officio – Jim Gill (916-363-2616)



Board of Directors

2024-2025

Ray Bader 919-418-0977
Helen DiPietro 919-649-1719
Jim Aldrich 919-676-3131

2025-2026

Bob Gahr 440-867-4722
Tom Pruett 919-422-4761
Brian Wingler 919-362-9303

Committee Chairs

Awards - Jim Gill - (919-363-2616)
Newsletter Editor – Randy N Robertson (919-422-9487)
Facebook Editors—Helen DiPietro (919-649-1719) & Andrea Irby (919-815-1355)
Webmaster - Denny Oestreich (919-846-8163)
Youth Coordinator - Dan Fuccella (919-349-5911)
Car Show Committee Chair – Helen DiPietro (919-649-1719)

WEBSITE, FACEBOOK & INSTAGRAM

Web Sites

You can see ongoing updates or recent cancellations and reschedules of Triangle and NC Region Activities on our Website or Facebook sites. Both have many more pictures and updates of Triangle activities.

Triangle Website <https://triangleaaca.org/>

What new on the Website? Check it out!

NC Region Website: <http://www.ncregionaaca.com/region/>

Facebook Pages

Helen DiPietro and Andrea Irby are updating our Triangle Facebook page.

Did I see Jim Gill on the front page of our Facebook? Take a look!

Triangle Facebook: <https://www.facebook.com/TriangleChapterAACA>

Instagram Accounts

NC Region Instagram Account <https://www.instagram.com/nc.regionaaca/>



Columbus Lodge Day Car Show

As reported by George Senich



NC REGIONAL 2025 CALENDAR

As of this printing 2025 regional calendar not published


Last Update 1/21/2024					
Date	Type Meet	Host	City/State		Notes
Rescheduled to 2025	AACA Western Spring Nationals	Tucson Region	Tucson, AZ	NAT	New Date: April 10-12, 2025
For Updates/Cancellations Contact: loaks@ec.rr.com		Text/Call: 910.622.0294			



TIP or Question of THE MONTH



Now that works!



We can all use a little help around the garage or shop!

Send me those tips or questions

As reported by Mike Petersen

“Tip of the Month”

It is a good idea to have a flex handle/breaker bar wrench and a 6-point socket for your vehicle lug nuts that is stored in your vehicle. These can usually be stored with the jack. Do not forget an extension if needed to properly loosen/tighten the lug nuts. Even if the lug nuts were properly torqued, they may be difficult to remove especially in an emergency situation (e.g. flat tire, in the rain, along the side of the road, at night).

Any time my vehicle has been serviced that requires removal of a wheel when I get the vehicle home I always loosen the lugs and tighten them in the proper sequence with the proper torque value. Failure to do this can result in warped brake discs and difficulties on the road when dealing with the spare tire.

I carry a large heavy duty trash bag for the flat tire. Some cars have a “donut” spare tire, and the flat tire/wheel assembly will not fit into the spare tire storage area so the flat tire will need to travel inside the vehicle. The flat tire may be dirty. Even if the tire/wheel assembly will fit in the spare tire area one can just put the flat in the bag, put it in the vehicle, and deal with it later rather than trying to get it stowed in the spare tire storage area while parked along the side of the road and in the rain. An additional heavy duty trash bag is easy to store and makes a great seat upholstery protector in case your clothes are soiled while changing the tire.

I carry gloves and a long sleeve shirt to wear while changing tires on the road. It is also a good idea to have a spare set of lug nuts. These, as well as the trash bag and wrench, may be stored with the jack.

If you have a “donut” spare tire that is not the same diameter as the tire on the car it should be installed on the non-driven axle if you have a 2-wheel drive vehicle. If installed on the driven axle, then the differential will be constantly differentiating as you drive along. This is OK for a few miles if you need to get to a better place for moving the spare to a non-driven axle. If you have a full-time 4 wheel drive then try to get the flat repaired and installed as soon as possible.

When checking the air in your tires do not forget to check the spare. I do not rely on the service people to check the air in the spare.

Pro Tip: Mike Petersen is the Triangle Chapter’s “EF Hutton” of tips, so

“enough said”

Thank you Mike for your continuing contributions to our Tips column.

THE PARTING SHOT



Of course Santa rockin' a Flathead

ZOOM ZOOM

Till next month Randy N Robertson